

Cube PX Flood Beam



Flood Beam Pattern

For a wide and broad light distribution



1500 to 4500 Lumens

Selection of 4 different power levels per beam pattern



Matrix Portfolio


A vehicle-specific lighting set-up can be put together individually. Mix & match. Vary and combine



IP & IK protection classes

Tested and validated in a DIN-certified environmental simulation laboratory regarding extreme external influences such as water, dust, shocks, impacts, heat, cold, permanent vibrations and many more

Product datasheet



Professional light for professional work

With the OSRAM LEDriving Professional Series PX working lights portfolio, it is now possible to find exactly the right lighting for a wide range of special professional tasks and applications. The 16 working lights in total score points with maximum optical efficiency, effectiveness, and homogeneous light distribution. The modular series focuses on the most important aspects of worklight use: Illumination, performance, quality, shape, durability, functionality, and thus can also result in increased safety at work for you and others. The optimal factors can be selected and prioritized for each corresponding application; thus, with these high-performance lights, a complete vehicle-specific lighting set-up can be put together, that this is perfectly applicable to the respective individual requirements and needs. The working lights are suitable for 12V and 24V vehicles and a total of four beam patterns - Flood, Spot, Wide and Ultra-Wide - and four power levels - 1500lm, 2500lm, 3500lm and 4500lm - are available for each light. In addition, they can be mounted in three different ways: Direct mounting, flexible standard mounting, and heavy-duty mounting. Additionally, OSRAM has developed specially designed mounting kits and a cable with DT-connector. Validated according to the highest IP & IK protection classes IP6K8 & IP6K9K and CISPR25 Class 5, the Professional Series is designed to meet the highest OE standards and requirements of the automotive industry. OSRAM provides a 5-year guarantee on these products¹⁾²⁾¹⁾ Additional working lights without ECE approval for use as work lights are approved for use on any vehicle according to German Road Traffic Licensing Regulations (StVZO) §52 (7). However, they must not be used and switched on while driving. In addition, individual special regulations, and laws of countries outside Germany must be observed.²⁾ For precise conditions refer to: www.osram.com/am-guarantee

Product datasheet

Technical data

Product information

| | |
|---|---------------------------|
| Order reference | LEDPWL 115 |
| Application (Category and Product specific) | Working light application |

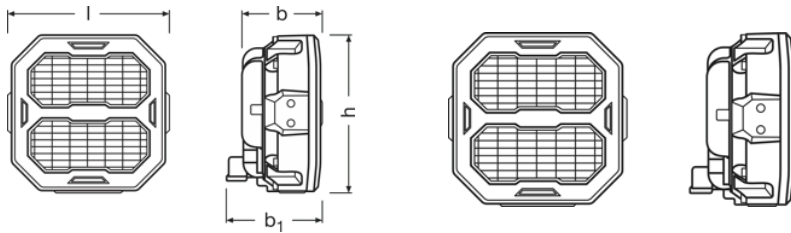
Electrical data

| | |
|-----------------|---------|
| Nominal voltage | 12/24 V |
| Nominal wattage | 15.00 W |

Photometrical data

| | |
|-----------------------|---------|
| Luminous flux | 1500 lm |
| Color temperature | 6000 K |
| Light distance at 1lx | 70 m |

Dimensions & weight



| | |
|----------------|----------|
| Product weight | 649.00 g |
| Length | 117.1 mm |
| Width | 68.4 mm |
| Height | 113.4 mm |

Lifespan

| | |
|-----------|---------|
| Guarantee | 5 years |
|-----------|---------|

Additional product data

| | |
|-------------------|--------------|
| Connector to lamp | DT Connector |
|-------------------|--------------|

Capabilities

| | |
|------------|-----|
| Technology | LED |
|------------|-----|

Product datasheet

Certificates & standards

| | |
|--------------------|--------------------------------------|
| Standards | ECE R10/CISPR25/CLASS 5/FCC part 15b |
| Type of protection | IP6K8/IP6K9K |

Country specific categorizations

| | |
|-----------------|------------|
| Order reference | LEDPWL 115 |
|-----------------|------------|

Logistical data

| | |
|----------------|-------------|
| Commodity code | 85122000900 |
|----------------|-------------|

Environmental information





| Information according Art. 33 of EU Regulation (EC) 1907/2006 (REACH) | |
|---|---------------|
| Date of Declaration | 16-02-2024 |
| Primary Article Identifier | 4062172279680 |
| Declaration No. in SCIP database | In work |

Logistical Data

| Product code | Product description | Packaging unit (Pieces/Unit) | Dimensions (length x width x height) | Volume | Gross weight |
|---------------|--|------------------------------|--------------------------------------|-----------------------|--------------|
| 4062172279680 | Cube PX 1500 FLOOD LEDPWL 115-FL | Folding carton box 1 | 122 mm x 116 mm x 76 mm | 1.08 dm ³ | 673.00 g |
| 4062172279697 | Cube PX 1500 FLOOD LEDPWL 115-FL | Shipping carton box 10 | 391 mm x 253 mm x 135 mm | 13.35 dm ³ | 6914.00 g |

The mentioned product code describes the smallest quantity unit which can be ordered. One shipping unit can contain one or more single products. When placing an order, for the quantity please enter single or multiples of a shipping unit.

Download Data

| File | |
|---|--|
|  | User instruction LEDriving PROFESSIONAL WORKING LIGHTS |
|  | Movie application OSRAM Quality Testing LEDriving working and driving lights (EN) |
|  | Movie application OSRAM LEDdriving and working lights Imagefilm (EN) |
|  | Movie application LEDriving Driving and Working Lights Reference Video (EN) |

Product datasheet

Safety advice

For detailed application information, please refer to the product data sheet and the user instruction

Legal advice

1) Additional working lights without ECE approval for use as work lights are approved for use on any vehicle according to German Road Traffic Licensing Regulations (StVZO) §52 (7). However, they must not be used and switched on while driving. In addition, individual special regulations, and laws of countries outside Germany must be observed.

2) For precise conditions refer to: www.osram.com/am-guarantee

Application advice

For more detailed application information and graphics please see product datasheet.

Disclaimer

Subject to change without notice. Errors and omission excepted. Always make sure to use the most recent release.

The OSRAM logo is displayed in a bold, orange, sans-serif font.