

# Cube PX Spot Beam



### Spot beam patterns

For a particularly focused distance light distribution



### 1500 to 4500 Lumens

Selection of 4 different power levels per beam pattern



### Matrix Portfolio

A vehicle-specific lighting set-up can be put together individually. Mix & match. Vary and combine



### IP & IK protection classes

Tested and validated in a DIN-certified environmental simulation laboratory regarding extreme external influences such as water, dust, shocks, impacts, heat, cold, permanent vibrations and many more



### Professional light for professional work

With the OSRAM LEDriving Professional Series PX working lights portfolio, it is now possible to find exactly the right lighting for a wide range of special professional tasks and applications. The 16 working lights in total score points with maximum optical efficiency, effectiveness, and homogeneous light distribution. The modular series focuses on the most important aspects of worklight use: Illumination, performance, quality, shape, durability, functionality, and thus can also result in increased safety at work for you and others. The optimal factors can be selected and prioritized for each corresponding application; thus, with these high-performance lights, a complete vehicle-specific lighting set-up can be put together, that this is perfectly applicable to the respective individual requirements and needs. The working lights are suitable for 12V and 24V vehicles and a total of four beam patterns - Flood, Spot, Wide and Ultra-Wide - and four power levels - 1500lm, 2500lm, 3500lm and 4500lm - are available for each light. In addition, they can be mounted in three different ways: Direct mounting, flexible standard mounting, and heavy-duty mounting. Additionally, OSRAM has developed specially designed mounting kits and a cable with DT-connector. Validated according to the highest IP & IK protection classes IP6K8 & IP6K9K and CISPR25 Class 5, the Professional Series is designed to meet the highest OE standards and requirements of the automotive industry. OSRAM provides a 5-year guarantee on these products<sup>1)2)1)</sup> Additional working lights without ECE approval for use as work lights are approved for use on any vehicle according to German Road Traffic Licensing Regulations (StVZO) §52 (7). However, they must not be used and switched on while driving. In addition, individual special regulations, and laws of countries outside Germany must be observed.<sup>2)</sup> For precise conditions refer to: [www.osram.com/am-guarantee](http://www.osram.com/am-guarantee)

## Product family datasheet

### Technical data

Product description	Product information		Electrical data		Photometrical data	Capabilities
	Order reference	Application (Category and Product specific)	Nominal voltage	Nominal wattage	Luminous flux	Technology
Cube PX 2500 SPOT LEDPWL 110-SP	LEDPWL 110	Working light application	12/24 V	27.00 W	2500 lm	LED
Cube PX 3500 SPOT LEDPWL 111-SP	LEDPWL 111	Working light application	12/24 V	33.00 W	3500 lm	LED
Cube PX 4500 SPOT LEDPWL 112-SP	LEDPWL 112	Working light application	12/24 V	45.00 W	4500 lm	LED
Cube PX 1500 SPOT LEDPWL 116-SP	LEDPWL 116	Working light application	12/24 V	15.00 W	1500 lm	LED





Product description	Certificates & standards		Logistical data	Environmental information according Art. 33 of EU Regulation (EC) 1907/2006 (REACH)
	Standards	Type of protection	Commodity code	Date of Declaration
Cube PX 2500 SPOT LEDPWL 110-SP	ECE R10/CISPR25/CLASS 5/FCC part 15b	IP6K8/IP6K 9K	85122000900	16-02-2024
Cube PX 3500 SPOT LEDPWL 111-SP	ECE R10/CISPR25/CLASS 5/FCC part 15b	IP6K8/IP6K 9K	85122000900	16-02-2024
Cube PX 4500 SPOT LEDPWL 112-SP	ECE R10/CISPR25/CLASS 5/FCC part 15b	IP6K8/IP6K 9K	85122000900	16-02-2024
Cube PX 1500 SPOT LEDPWL 116-SP	ECE R10/CISPR25/CLASS 5/FCC part 15b	IP6K8/IP6K 9K	85122000900	16-02-2024

Product description	Primary Article Identifier	Declaration No. in SCIP database
Cube PX 2500 SPOT LEDPWL 110-SP	4062172279581	In work
Cube PX 3500 SPOT LEDPWL 111-SP	4062172279604	In work
Cube PX 4500 SPOT LEDPWL 112-SP	4062172279628	In work
Cube PX 1500 SPOT LEDPWL 116-SP	4062172279703	In work

## Product family datasheet

---

### Download Data

File	
	User instruction LEDriving PROFESSIONAL WORKING LIGHTS
	Movie application OSRAM Quality Testing LEDriving working and driving lights (EN)
	Movie application OSRAM LEDdriving and working lights Imagefilm (EN)
	Movie application LEDriving Driving and Working Lights Reference Video (EN)

#### Safety advice

For detailed application information, please refer to the product data sheet and the user instruction

#### Legal advice

1) Additional working lights without ECE approval for use as work lights are approved for use on any vehicle according to German Road Traffic Licensing Regulations (StVZO) §52 (7). However, they must not be used and switched on while driving. In addition, individual special regulations, and laws of countries outside Germany must be observed.

2) For precise conditions refer to: [www.osram.com/am-guarantee](http://www.osram.com/am-guarantee)

#### Application advice

For more detailed application information and graphics please see product datasheet.

#### Disclaimer

Subject to change without notice. Errors and omission excepted. Always make sure to use the most recent release.