

# Heavy Duty Mounting Kit PX



### Heavy Duty mounting Kit

Particularly strong and resistant bracket for the installation of the LEDriving working lights Professional Series PX



### Easy Installation

The bracket can be fixed to the vehicle with two screws



### Matrix Portfolio

Suitable for all PX working lights. Therefore, a vehicle-specific lighting set-up can be put together individually. Mix & match. Vary and combine



### 5-year OSRAM guarantee

OSRAM products are innovative and technologically high-quality products that are carefully tested and subject to the strict monitoring undertaken by the OSRAM quality assurance system



### Professional light for professional work

With the OSRAM LEDriving Professional Series PX working lights portfolio, it is now possible to find exactly the right lighting for a wide range of special professional tasks and applications. Additionally, they can be mounted in three different ways: Direct mounting, flexible standard mounting, and heavy-duty mounting. OSRAM has developed specially designed mounting kits and a cable with DT-connector. The LEDriving Heavy Duty Mounting Kit PX is compatible with all OSRAM LEDriving working lights of the Professional Series PX. It can be mounted to the vehicle with only two screws, it is quick and easy to mount, and this also allows a faster and easier installation of the LEDriving working lights Professional Series (PX). All components of the mounting kit are made of stainless steel, it has a vibration resistance of at least 12g rms and is therefore specially designed for use on heavy-duty vehicles and is particularly robust and resistant. In addition, the bracket can be adjusted to a tilt angle of up to +/- 30 degrees to direct the light of the working lights where it is needed. OSRAM provides a 5-year guarantee on these products<sup>1)2)1)</sup> Additional working lights without ECE approval for use as work lights are approved for use on any vehicle according to German Road Traffic Licensing Regulations (StVZO) §52 (7). However, they must not be used and switched on while driving. In addition, individual special regulations, and laws of countries outside Germany must be observed.<sup>2)</sup> For precise conditions refer to: [www.osram.com/am-guarantee](http://www.osram.com/am-guarantee)

## Product family datasheet

### Technical data





	Product information		Logistical data	Environmental information according Art. 33 of EU Regulation (EC) 1907/2006 (REACH)
Product description	Order reference	Application (Category and Product specific)	Commodity code	Date of Declaration
Heavy Duty Mounting Kit PX LEDPWL ACC 102	LEDPWL ACC 102	Working light application	73269098900	23-02-2024

Product description	Primary Article Identifier	Declaration No. in SCIP database
Heavy Duty Mounting Kit PX LEDPWL ACC 102	4062172294782	In work

## Product family datasheet

---

### Download Data

File	
	User instruction LEDiving PROFESSIONAL WORKING LIGHTS
	Movie application OSRAM Quality Testing LEDiving working and driving lights (EN)
	Movie application OSRAM LEDdriving and working lights Imagefilm (EN)
	Movie application LEDiving Driving and Working Lights Reference Video (EN)

#### Safety advice

For detailed application information, please refer to the product data sheet and the user instruction

#### Legal advice

1) Additional working lights without ECE approval for use as work lights are approved for use on any vehicle according to German Road Traffic Licensing Regulations (StVZO) §52 (7). However, they must not be used and switched on while driving. In addition, individual special regulations, and laws of countries outside Germany must be observed.

2) For precise conditions refer to: [www.osram.com/am-guarantee](http://www.osram.com/am-guarantee)

#### Application advice

For more detailed application information and graphics please see product datasheet.

#### Disclaimer

Subject to change without notice. Errors and omission excepted. Always make sure to use the most recent release.