

Flush mount WL VX100-FL



Flood Beam Pattern

For a wide and broad light distribution



Up to 45 m long beam

See and be seen with OSRAM



Robust and vibration resistant

Specially designed for demanding work environments and rough off-road terrain



IP & IK protection classes

Tested and validated in a DIN-certified environmental simulation laboratory regarding extreme external influences



Powerful LED working lights

Discover the versatility of the OSRAM LEDriving Flush Mount WL VX100-FL for powerful near-field and far-field illumination at the front, rear or side of your vehicle. The working light combines affordability with exceptional performance, quality and functionality. With a luminous flux of up to 600lm and a flood beam pattern with a wide and broad light distribution, the working light is ideal for illuminating near- and far-field areas, such as campsites, work areas or construction sites. Thanks to the lightweight rugged construction and sleek shape, the working light seamlessly integrates into the vehicle's design, offering enhanced visibility without compromising on style. With a light beam reaching up to 45 meters and a light color of 6500 Kelvin, it ensures clear visibility even in the darkest conditions. The working light is compatible with both 12V and 24V electrical systems, making them suitable for a wide range of vehicles including trucks, agricultural machinery, construction vehicles, caravans, quads and off-road vehicles¹⁾. Whether for demanding work environments, camping trips or off-road adventures, the LED Flush Mount offers versatile lighting solutions tailored to various driving scenarios. Equipped with a shatterproof polycarbonate lens and aluminum die-cast housing, the LEDriving Flush Mount WL VX100-FL is robust and vibration resistant to withstand the harshest conditions. It has been tested and validated with the highest IP-Protection Classes IP6K8 & IP6K9K in our DIN certified environmental simulation laboratory for extreme external influences regarding water, dust, impacts, heat, cold and permanent vibration. In addition, OSRAM provides a 2-year guarantee on the product²⁾.¹⁾ Additional working lights without ECE approval for use as work lights are approved for use on any vehicle according to German Road Traffic Licensing Regulations (StVZO) §52 (7). However, they must not be used and switched on while driving. In addition, individual special regulations, and laws of countries outside Germany must be observed.²⁾ For precise conditions refer to: www.osram.com/am-guarantee

Product datasheet

Technical data

Product information

Order reference	LEDFLUSH101-FL
Application (Category and Product specific)	Working light application

Electrical data

Nominal voltage	12/24 V
Nominal wattage	6.50 W
Test voltage	13.2 V

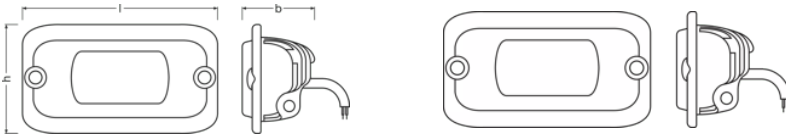
Photometrical data

Luminous flux	600 lm
Color temperature	6500 K
Light distance at 1lx	45 m

LED module information

Number of LEDs per module	2
---------------------------	---

Dimensions & weight

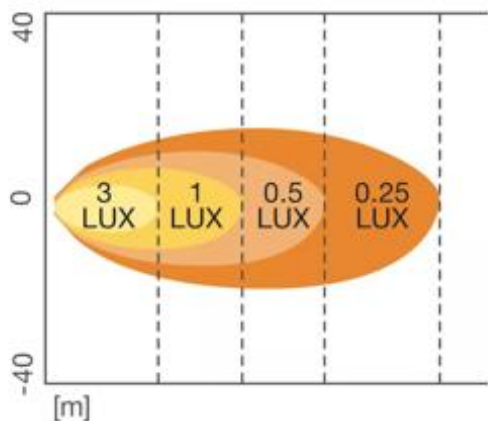


Product weight	230.00 g
Length	60.0 mm
Width	41.0 mm
Height	109.0 mm

Lifespan

Lifespan Tc	5000 h
Guarantee	2 years

Additional product data



Luminous intensity distribution

Connector to lamp	Open wire
Product remark	Beam Pattern: Flood

Capabilities

Technology	LED ¹⁾
-------------------	-------------------

¹⁾ Light-emitting diode application

Certificates & standards

Standards	ECE R10
Type of protection	IP6K8/IP6K9K

Country specific categorizations

Order reference	LEDFLUSH101-FL
------------------------	----------------

Logistical data

Commodity code	85122000900
-----------------------	-------------

Environmental information

Information according Art. 33 of EU Regulation (EC) 1907/2006 (REACH)
--

Product datasheet





Date of Declaration	01-03-2024
Primary Article Identifier	4062172399920
Declaration No. in SCIP database	In work

Logistical Data

Product code	Product description	Packaging unit (Pieces/Unit)	Dimensions (length x width x height)	Volume	Gross weight
4062172399920	Flush Mount WL VX100-FL	Folding carton box 1	100 mm x 60 mm x 127 mm	0.76 dm ³	274.00 g
4062172399937	Flush Mount WL VX100-FL	Shipping carton box 8	257 mm x 222 mm x 159 mm	9.07 dm ³	2422.00 g

The mentioned product code describes the smallest quantity unit which can be ordered. One shipping unit can contain one or more single products. When placing an order, for the quantity please enter single or multiples of a shipping unit.

Download Data

File
 User instruction LEDriving Flush Mount WL VX100-FL LEDFLUSH101-FL
 Movie application OSRAM Quality Testing LEDriving working and driving lights (EN)
 Movie application OSRAM LEDdriving and working lights Imagefilm (EN)
 Movie application LEDriving Driving and Working Lights Reference Video (EN)

Safety advice

For detailed application information, please refer to the product data sheet and the user instruction

Legal advice

2) For precise conditions please refer to: www.osram.com/am-guarantee

Application advice

For more detailed application information and graphics please see product datasheet.

Disclaimer

Subject to change without notice. Errors and omission excepted. Always make sure to use the most recent release.

OSRAM